

Clinical Psychology Program Application Instructions

For Admissions or Application related questions:

Katie Williams, Graduate Program Coordinator

kfwilliams@ku.edu

Before Applying

- Please prepare to provide the following items for your application:
 - Current Curriculum Vitae (C.V.) or Resume
 - Statement of Purpose
 - Three (3) Recommenders and their email addresses
 - List of psychology courses taken and grades received
 - Copies of official transcripts from all institutions attended
 - Potential Advisor choice in Clinical Psychology
 - [English Proficiency Scores](#) (Non-Native English Speakers)
 - **Optional: GRE Scores**

Applying to the Program

- Applications are accepted generally from August-December 1st for the following Fall Semester admission.

Applicants Without Undergraduate Psychology Degrees:

- Our program is open to accepting well-qualified students whose undergraduate degrees are not in psychology. For such an individual to qualify for admission, however, he or she should have a minimum of 15 hours of undergraduate credits in psychology courses. Although a variety of psychology courses would be considered acceptable, the student's transcript ideally would include courses in such topics as psychological statistics, research methods and design, abnormal psychology, personality, brain & behavior, social psychology and cognitive psychology. An overall undergraduate grade point average of 3.00 (based on a 4-point grading system) is also preferred for admission to full graduate standing.

Applicants with an MA or MS degree:

- We often admit students who have completed a masters degree in another program. Students who are admitted with MA or MS degrees in psychology (or closely related fields) may be credited with a maximum of 30 hours toward our Ph.D. degree. The number of hours that actually count toward our requirements depends on how well the students' MA program courses map onto our program requirements. Students who wish to have previously taken courses apply toward one or more of our program requirements meet with and provide our current course instructor(s) with syllabi from the previous coursework. If the instructors judge the previous coursework to be substantially equivalent to our own, the required course is waived.


If a student's MA or MS degree program included an empirical thesis, that thesis may be accepted as satisfying our program's empirical thesis requirement, pending the outcome of a review to determine if the thesis is comparable to those produced within our program. At their earliest convenience, such students provide the program director with a copy of their thesis. The program director then asks one or two faculty members to evaluate the thesis for comparability to those produced by members of our program. If a thesis is accepted as satisfying our requirement, it does not count against the maximum of 30 hours that may be credited. Masters students whose MA or MS programs do not include an empirical thesis (or whose empirical theses are judged not comparable to those from KU) are required to conduct an empirical thesis as part of our Ph.D. program..

Application Review

- The clinical program's graduate admissions committee typically consists of two faculty members and one graduate student member. The chairperson of the admissions committee is responsible for organizing and overseeing the review of all completed applications. This process typically begins in late November or early December as applications become completed.
- Each member of the admissions committee reviews the completed applications and assigns an overall rating to them based on his or her judgment of the applicants' qualifications. Although there are some quantitative elements involved in this rating process (e.g., undergraduate GPA), many of the elements of the applications are qualitative in nature (e.g., personal statements, letters of recommendation) and are, therefore, evaluated on more subjective grounds. Also included in the admission committee members' evaluations are their subjective appraisals of the "goodness of fit" between the applicant's expressed interests and the particular strengths and offerings of our program. Our program does not employ set "cut-offs" with regard to any of the quantitative application elements (e.g., there are no formal cut-offs for cumulative GPAs), although the Graduate School requires a minimum 3.00 cumulative undergraduate GPA for full, non-probationary admission into the Graduate School. (See tables below for information regarding students entering our program.)
- Once all completed applications have been evaluated by the members of the admissions committee, the committee meets to determine which and how many applicants will be offered admission. The overall number of students being recruited into the program varies somewhat from year to year as the availability of resources and the program's needs change. In recent years, however, typical entering classes have consisted of 5-7 students about evenly split between the General program and the Clinical Health subspecialty. In order to recruit this number, a somewhat larger number of students is typically offered admission (some elect to go to other programs or change their career plans) and a list of "alternates" is also identified.
- As quickly as possible following the December 1 application deadline, the admissions committee begins notifying students of the status of their applications. In-person interviews for applicants who are notified they are finalists for admission are strongly encouraged, and an "Admissions Open House" date is scheduled for those finalists who are able to attend (although individual visitation dates are arranged if needed). Although those applicants who are offered admission have until April 15 (unless the 15th falls on a weekend) to either accept or reject our offer, applicants are strongly encouraged to notify us of their decisions as soon as possible and, in fairness to other applicants, to "hold onto" no more than two offers of admission at any one time.

Accessing the Application

1. Navigate to the [KU Graduate Admissions webpage](#) and click "Apply"
2. Select your status of application: Returning user (Click Log in) or First-Time user (Click Create an account). If you have not submitted an application to KU you will need to create an account.


Admissions

Applying to the University of Kansas

Thank you for your interest in the University of Kansas. Please follow the instructions below to begin or continue your application.

Returning users:

[Log in](#) to continue an application.

First-time users:

[Create an account](#) to start a new application.

If you encounter issues creating an account or logging into your existing account, please contact us:

Lawrence/Edwards Campuses
graduateadm@ku.edu
 785-864-3140

KU Medical Center
kumcadmissions@kumc.edu
 913-945-7347

- Once you have created an account, you may login to the application using your chosen email address and password.

KU | Admissions

Login

To log in, please enter your email address and password.

Email Address

Password [Forgot Your Password?](#)

Login

- Once logged in, you will have the option of Starting a New Application or continuing work on a previous application. To open a previous application, click the title of the application.

KU | Admissions

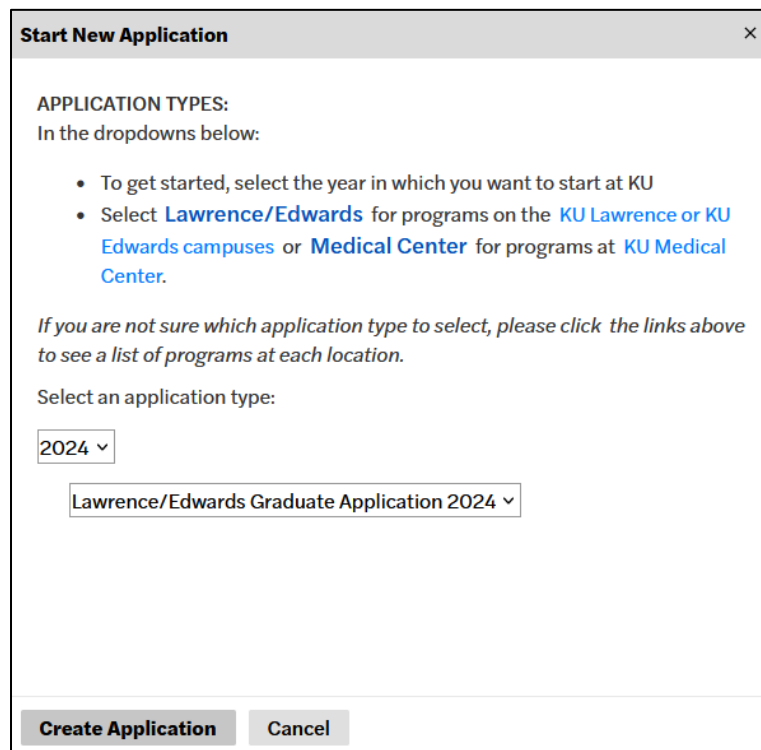
Applying to the University of Kansas

Thank you for your interest in the University of Kansas. Please follow the instructions below to begin or continue your application.

Your Applications	
Type	Status
You have started 3 applications using this account.	
Lawrence/Edwards Graduate Application Art (MFA) (Fall 2022)	In Progress
Lawrence/Edwards Graduate Application Psychology (MA/PhD) (Fall 2022)	In Progress
Lawrence/Edwards Graduate Application Psychology (MA/PhD) (Fall 2021)	Awaiting Payment

[Start New Application](#)

5. If starting a new application, Select “Start New Application” below your In-Progress applications. When selecting “Start New Application” you will be prompted to Select your application term. Once you have chosen a term from the drop down, select Lawrence/Edwards Graduate Application and select Create Application from the pop-up to continue.



Start New Application ×

APPLICATION TYPES:
In the dropdowns below:

- To get started, select the year in which you want to start at KU
- Select **Lawrence/Edwards** for programs on the **KU Lawrence or KU Edwards campuses** or **Medical Center** for programs at **KU Medical Center**.

If you are not sure which application type to select, please click the links above to see a list of programs at each location.

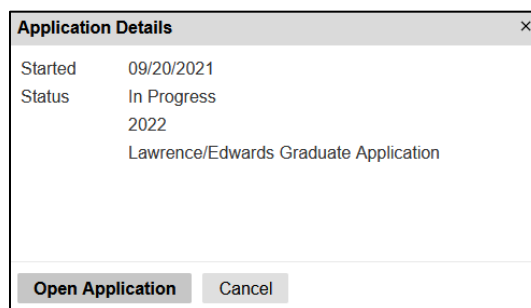
Select an application type:

2024 ▾

Lawrence/Edwards Graduate Application 2024 ▾

Create Application Cancel

6. Once you select “Create Application” an application will be made and another pop-up will display. From this pop-up you can select “Open Application.”



Application Details ×

Started	09/20/2021
Status	In Progress
	2022
	Lawrence/Edwards Graduate Application

Open Application Cancel

7. This will open the application and you can begin completing your information or start where you ended your last session. Complete your information completely.

8. Once you navigate to the Program Information section of the application, you will need to select your Academic Intention, Academic Area of Interest, Academic Program, and Entry Term. Your screen should appear similar to the screenshot below.

Home

Personal Background

Student Details

Graduate Program Info

Entry Term

SBS Supplement

Academic History

Recommendations

Additional Information

Statement of Purpose

Resume or CV

Signature

Review

Graduate Program Info

All programs are listed by their official name. Some programs may have specific tracks or areas of interest called subplans. To learn more about our programs and their deadlines, location offerings, and available terms, please [visit this page](#).

*** Denotes required field**

This page will adapt based on your answers to the questions. Not all programs are offered at all locations. If you do not find the program you are looking for, try selecting a different campus. It is your responsibility to verify you are applying to the program to which you intend to apply. After submission, applications are not transferrable among programs related to applicant error. Some programs have very similar names; verify program selection prior to submitting the application.

Are you applying to a fully online program? *

Yes

No

At which location do you intend to take the majority of your coursework? *

Lawrence (Main Campus)

Overland Park (Edwards Campus)

Leavenworth

Pittsburg

Salina

Academic Intention *

Academic Area of Interest *

Programs are listed under broad Academic Area of Interest categories. If you are unable to find your program, try looking in one of the areas of interest with the largest number of program offerings: Humanities and International Studies, Natural Sciences and Mathematics, or Social and Behavioral Sciences.

Academic Program *

Options are listed as the official program name. Click on "visit this page" above for a listing of program names.

Academic Subplan *

Subplans are a specific track or area of interest. Options are listed as the official subplan name. Click on "visit this page" above for a listing of subplan options. If the field is required based on your answers above and you are not seeking a specific track or modality, choose the "Specialization In..." option.

Please note: this Psychology option is for the following areas of study:

- Brain, Behavioral, and Quantitative Science Psychology
- Clinical Health Psychology
- Clinical Psychology
- Social Psychology

If you are applying to Behavioral Psychology, Clinical Child Psychology, Counseling Psychology, or School Psychology, please re-select that program from the program list above.

Continue

- 9.** If you are interested in being nominated for a fellowship or scholarship, please be sure to select “Yes” for this question under Additional Information.

Are you interested in being nominated by your department for a fellowship or scholarship?

Yes

No

- 10.** Complete the remaining sections of the application. If you need to leave the application for any reason, make sure you choose “Save for Later” at the end of the application to return to the “Home” screen.